



**WIRING DIAGRAMS**  
**Article Text (p. 2)**  
 1992 Mazda Miata  
 For Yorba Linda Miata  
 Copyright © 1998 Mitchell Repair Information Company, LLC  
 Saturday, May 10, 2003 11:21AM

JC-02	.....	2	(E 4)
JC-03	.....	2	(D-E 5)
JC-05	.....	5	(E 19)
JC-06	.....	5	(E 19)
JC-07	.....	6	(D 22)
JOINT CONNECTOR #2	.....	5	(B 18)
KICKDOWN RELAY	.....	6	(E 20)
MAIN RELAY	.....	2	(E 7)
NEUTRAL SWITCH	.....	2	(E 7)
PANEL LIGHTS CONTROL SWITCH	.....	4	(B 12)
POWER ANTENNA	.....	6	(B 20-21)
POWER WINDOWS	.....	6	(A 20)
REAR DEFOGGER RELAY	.....	6	(C 20)
REAR DEFOGGER TIMER UNIT	.....	6	(C 20)
RELAY & MAIN FUSE BLOCK	.....	1	(B-C 2-3)
RETRACTOR RELAY	.....	1	(D 2)
RETRACTOR/HAZARD SWITCH	.....	4	(C 13-14)
SEAT BELT SWITCH	.....	3	(D 10)
SHIFT LOCK ACTUATOR	.....	6	(C-D 21-22)
STARTER INTERLOCK SWITCH	.....	1	(A 3)
STARTER MOTOR	.....	1	(A 3)
STOP LIGHT SWITCH	.....	3	(C 11)
TNS RELAY	.....	4	(E 14)
TRUNK FUSE BLOCK	.....	6	(B 22)
WINDSHIELD WIPER MOTOR	.....	1	(D 3)
WARNING BUZZER	.....	3	(D 11)
WASHER FLUID LEVEL SENSOR	.....	4	(B 12-13)
WASHER MOTOR	.....	1	(D 3)

AA

**GROUND LOCATION MENU**

GROUND LOCATIONS TABLE

AA

Component	Figure No. (Location)
GROUND A: (NEAR BATTERY)	1 (A 2)
GROUND B: (LEFT SIDE OF ENGINE COMPARTMENT, JC-01)	1 (E 3)
GROUND C: (RIGHT SIDE OF UNDERDASH NEAR BLOWER)	1 (E 3)
GROUND D: (RIGHT REAR COMPARTMENT ON ENGINE BLOCK)	3 (E 9-10)
GROUND E: (RIGHT REAR ENGINE COMPARTMENT ON ENGINE BLOCK)	2 (E 4)
GROUND F: (RIGHT SIDE OF UNDERDASH, ABOVE BLOWER)	5 (B 17)
GROUND G: (LEFT SIDE OF UNDERDASH, ABOVE FUSE BLOCK, JC-04)	5 (B 17)
GROUND H: (FAR RIGHT SIDE OF UNDERDASH)	5 (E 17)
GROUND I: (FAR LEFT SIDE OF UNDERDASH)	5 (E 17)
GROUND J: (REAR OF TRUNK, BETWEEN LICENSE LIGHTS)	6 (E 22)
GROUND K: (RIGHR REAR TRUNK)	6 (C 22)



**WIRING DIAGRAMS**  
**Article Text (p. 4)**  
 1992 Mazda Miata  
 For Yorba Linda Miata  
 Copyright © 1998 Mitchell Repair Information Company, LLC  
 Saturday, May 10, 2003 11:21AM

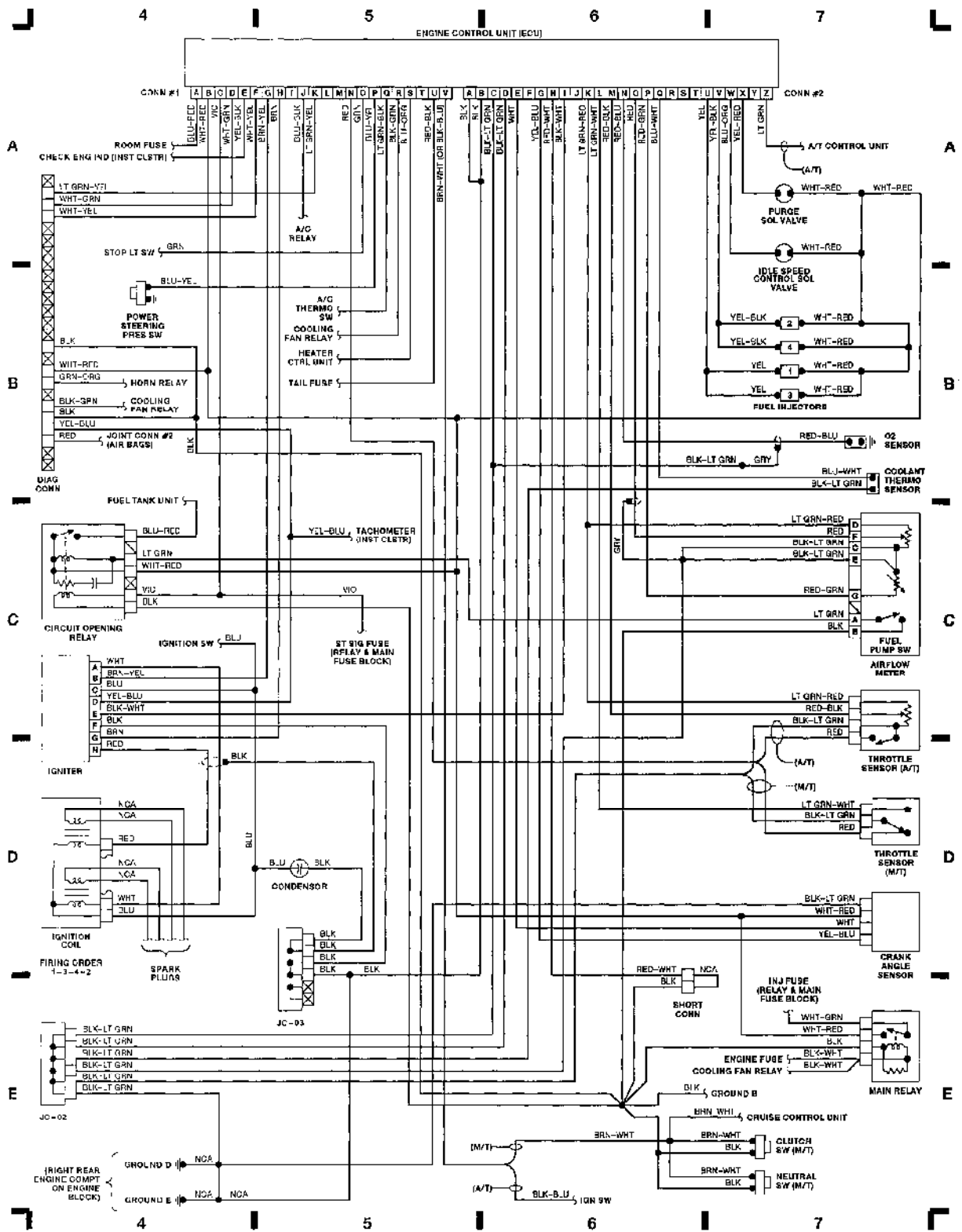


Fig. 2: ECU, Igniter, Main Rly, Throttle Sens (Grid 4-7)

**WIRING DIAGRAMS**  
**Article Text (p. 5)**  
 1992 Mazda Miata  
 For Yorba Linda Miata  
 Copyright © 1998 Mitchell Repair Information Company, LLC  
 Saturday, May 10, 2003 11:21AM

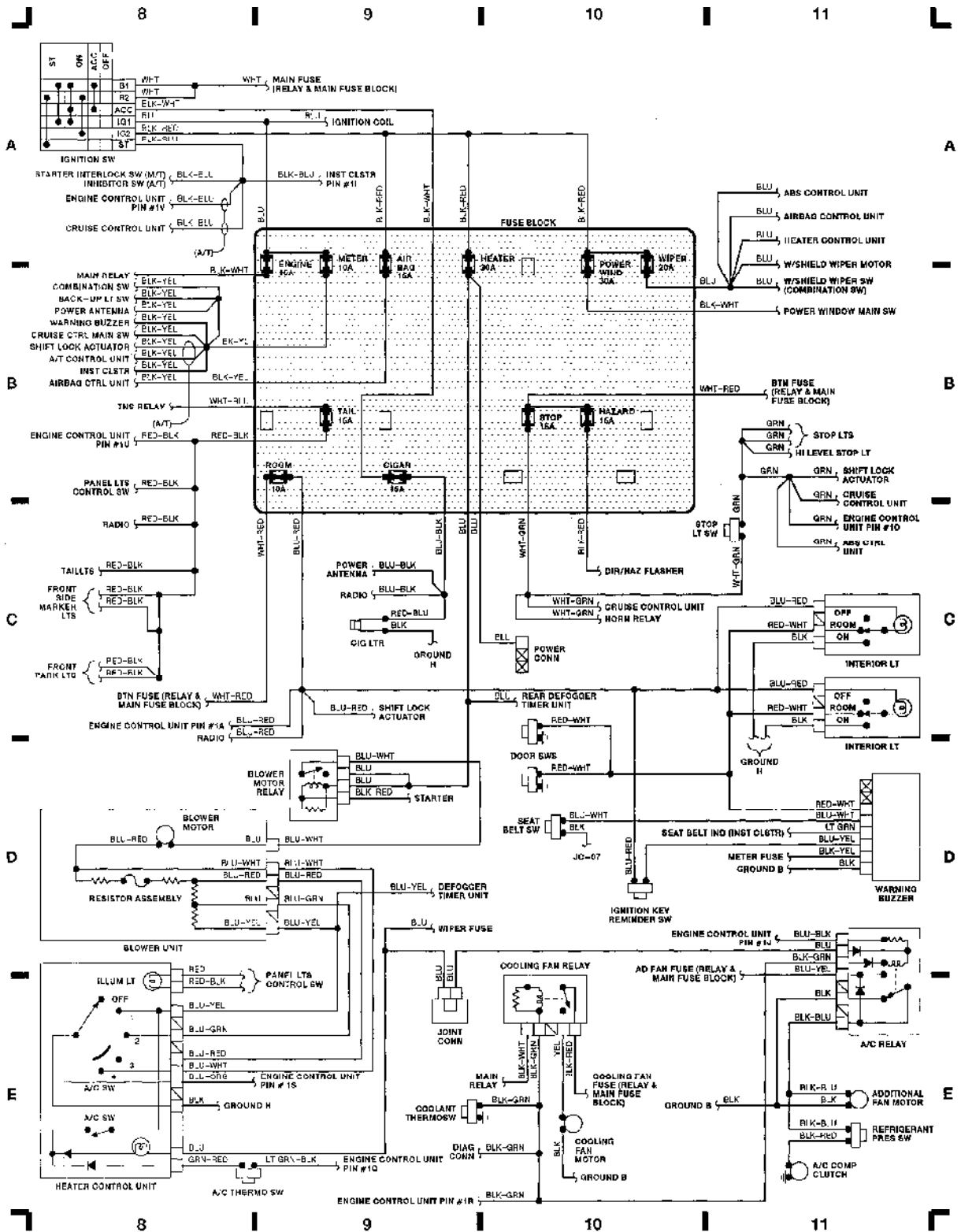


Fig. 3: Heater Ctrl Unit, Ignition Sw, A/C Relay (Grid 8-11)

**WIRING DIAGRAMS**  
**Article Text (p. 6)**  
 1992 Mazda Miata  
 For Yorba Linda Miata  
 Copyright © 1998 Mitchell Repair Information Company, LLC  
 Saturday, May 10, 2003 11:21AM

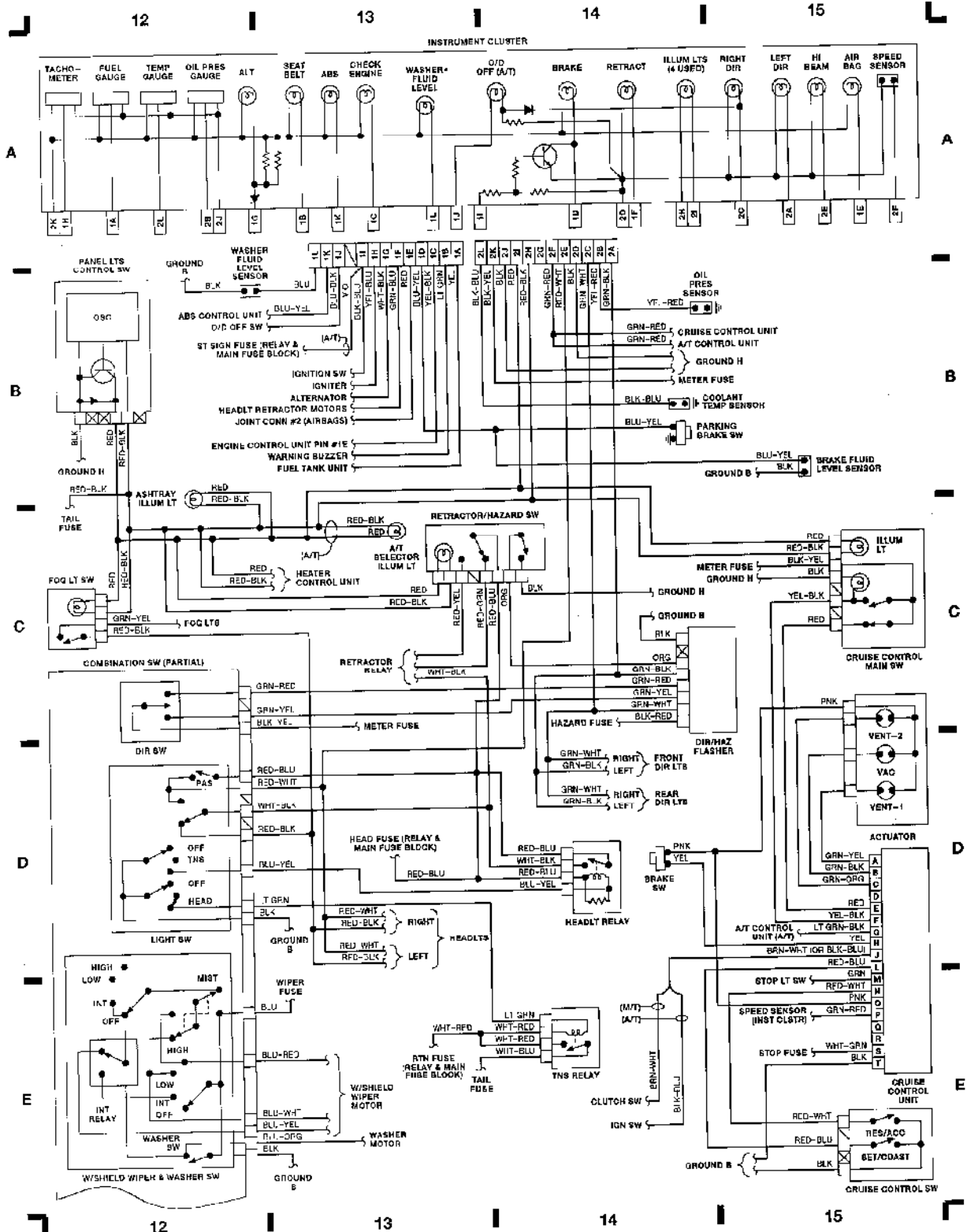


Fig. 4: Instrument Clstr, Combo Sw (Prtl), Cruise Ctrl (Grid 12-15)

**WIRING DIAGRAMS**  
**Article Text (p. 7)**  
 1992 Mazda Miata  
 For Yorba Linda Miata  
 Copyright © 1998 Mitchell Repair Information Company, LLC  
 Saturday, May 10, 2003 11:21AM

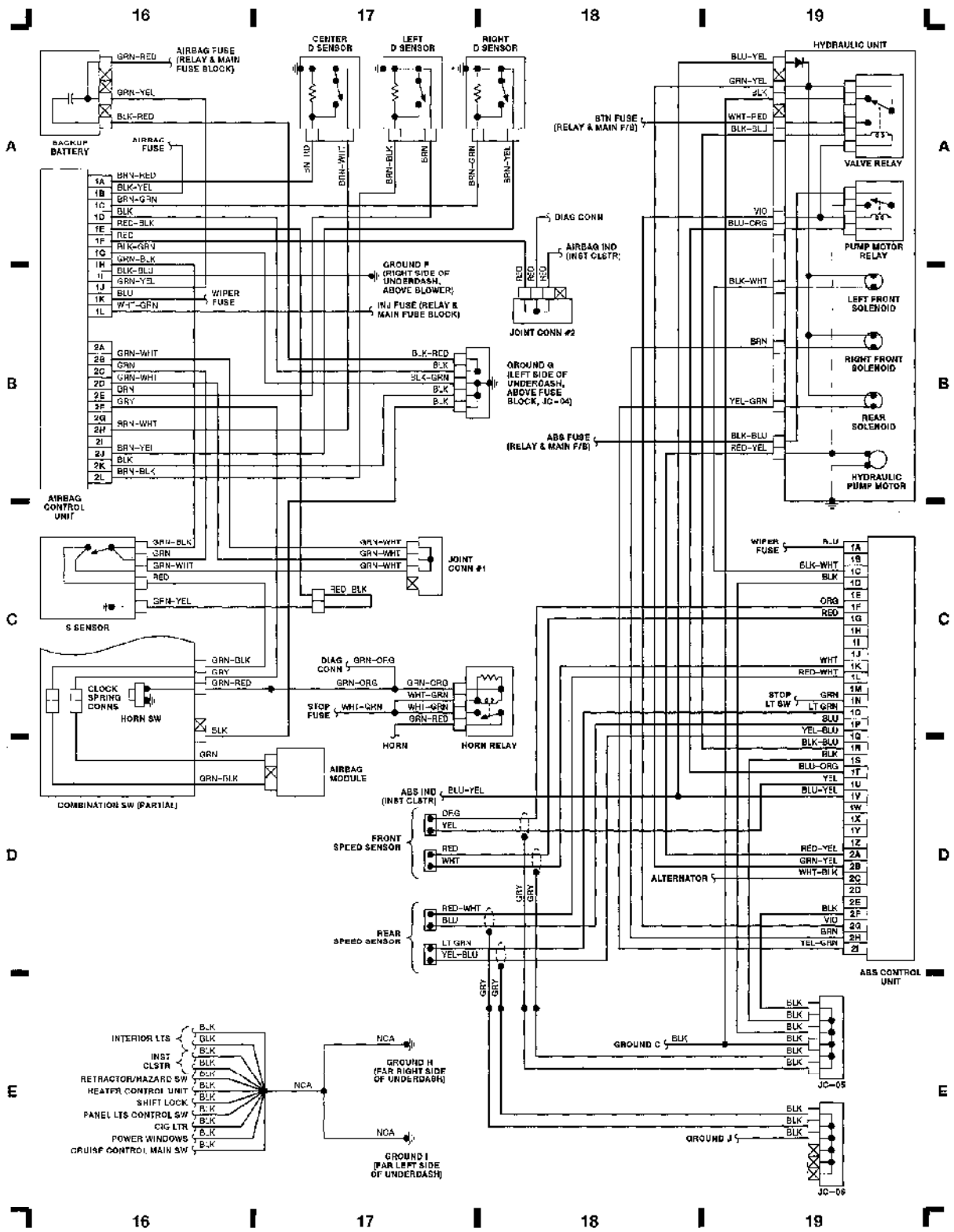


Fig. 5: ABS Ctrl Unit, Combo Sw (Prtl), Airbag Ctrl Unit (Grid 16-19)

**WIRING DIAGRAMS**  
**Article Text (p. 8)**  
 1992 Mazda Miata  
 For Yorba Linda Miata  
 Copyright © 1998 Mitchell Repair Information Company, LLC  
 Saturday, May 10, 2003 11:21AM

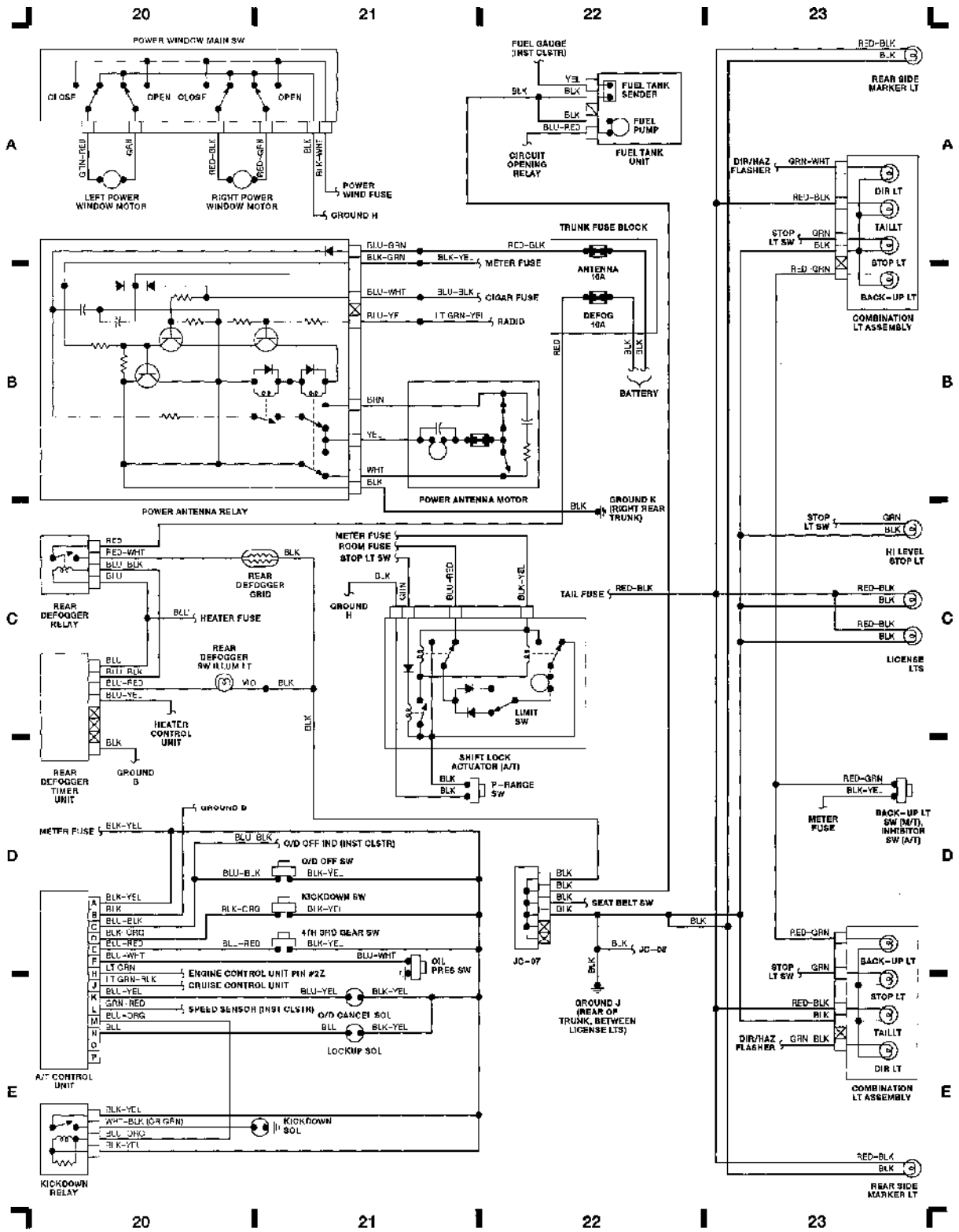


Fig. 6: Taillights, Pwr Windows, Defogger, A/T Ctrl Unit (Grid 20-23)

93F03454

END OF ARTICLE