

WIRING DIAGRAMS
Article Text
 1991 Mazda Miata
 For Yorba Linda Miata
 Copyright © 1998 Mitchell Repair Information Company, LLC
 Saturday, May 10, 2003 11:20AM

ARTICLE BEGINNING

1991 WIRING DIAGRAMS
 Mazda

 Miata

IDENTIFICATION

COMPONENT LOCATION MENU

COMPONENT LOCATIONS TABLE

AA

Component	Figure No. (Location)
A/C RELAY	3 (D-E 11)
A/C THERMO SWITCH	3 (E 8-9)
A/T CONTROL UNIT	6 (E 20)
ABS CONTROL UNIT	5 (C-E 19)
AIRBAG CONTROL UNIT	5 (A-B 16)
ALTERNATOR	1 (D 3)
BACK-UP BATTERY	5 (A 16)
BACK-UP LT SW	6 (D 23)
BLOWER MOTOR RELAY	3 (D 9)
CIG LIGHTER	3 (C 9)
CIRCUIT OPENING RELAY	2 (C 4)
CLUTCH SWITCH (M/T)	2 (E 7)
COMBINATION SW	4 (C-E 12), 5 (C-D 16)
COOLING FAN RELAY	3 (E 10)
CRUISE CONTROL MAIN SW	4 (C 15)
CRUISE CONTROL UNIT	4 (D-E 15)
DIAG CONNECTOR	2 (A-B 4)
DIR/HAZ FLASHER	4 (C-D 14-15)
ENGINE CONTROL UNIT (ECU)	2 (A 4-7)
FOG LIGHT SWITCH	4 (C 12)
FUEL TANK UNIT	6 (A 22)
FUSE BLOCK	3 (A-B 9-10)
HEADLIGHT RELAY	4 (D 14)
HEATER CONTROL UNIT	3 (E 8)
HORN RELAY	5 (C 17)
HYDRAULIC UNIT	5 (A-B 19)
IGNITER	2 (C-D 4)
IGNITION SWITCH	3 (A 8)
INHIBITOR SWITCH (A/T)	1 (A 3)
INSTRUMENT CLUSTER	4 (A 12-15)
JOINT CONNECTOR	5 (B 17)
MAIN RELAY	2 (E 4)
O/D OFF SWITCH	6 (D 21)
PANEL LIGHT CONTROL SWITCH	4 (B 12)
POWER WINDOW MAIN SWITCH	6 (A 20-21)
RELAY & MAIN FUSE BLOCK	1 (B-C 2-3)

WIRING DIAGRAMS

Article Text (p. 2)

1991 Mazda Miata

For Yorba Linda Miata

Copyright © 1998 Mitchell Repair Information Company, LLC

Saturday, May 10, 2003 11:20AM

RETRACTOR RELAY	1 (D-E 2)
RETRACTOR/HAZARD SWITCH	4 (C 13-14)
SHIFT LOCK ACTUATOR A/T	6 (B-C 20-21)
STARTER INTERLOCK SWITCH	1 (A 3)
STARTER MOTOR	1 (A 3)
STOP LT SW	3 (C 11)
TNS RELAY	4 (E 14)
W/SHIELD WIPER MOTOR	1 (E 3)
WARNING BUZZER	3 (D 11)
WASHER MOTOR	1 (E 3)
AA	

WIRING DIAGRAMS

WIRING DIAGRAMS

Article Text (p. 5)

1991 Mazda Miata

For Yorba Linda Miata

Copyright © 1998 Mitchell Repair Information Company, LLC
Saturday, May 10, 2003 11:20AM

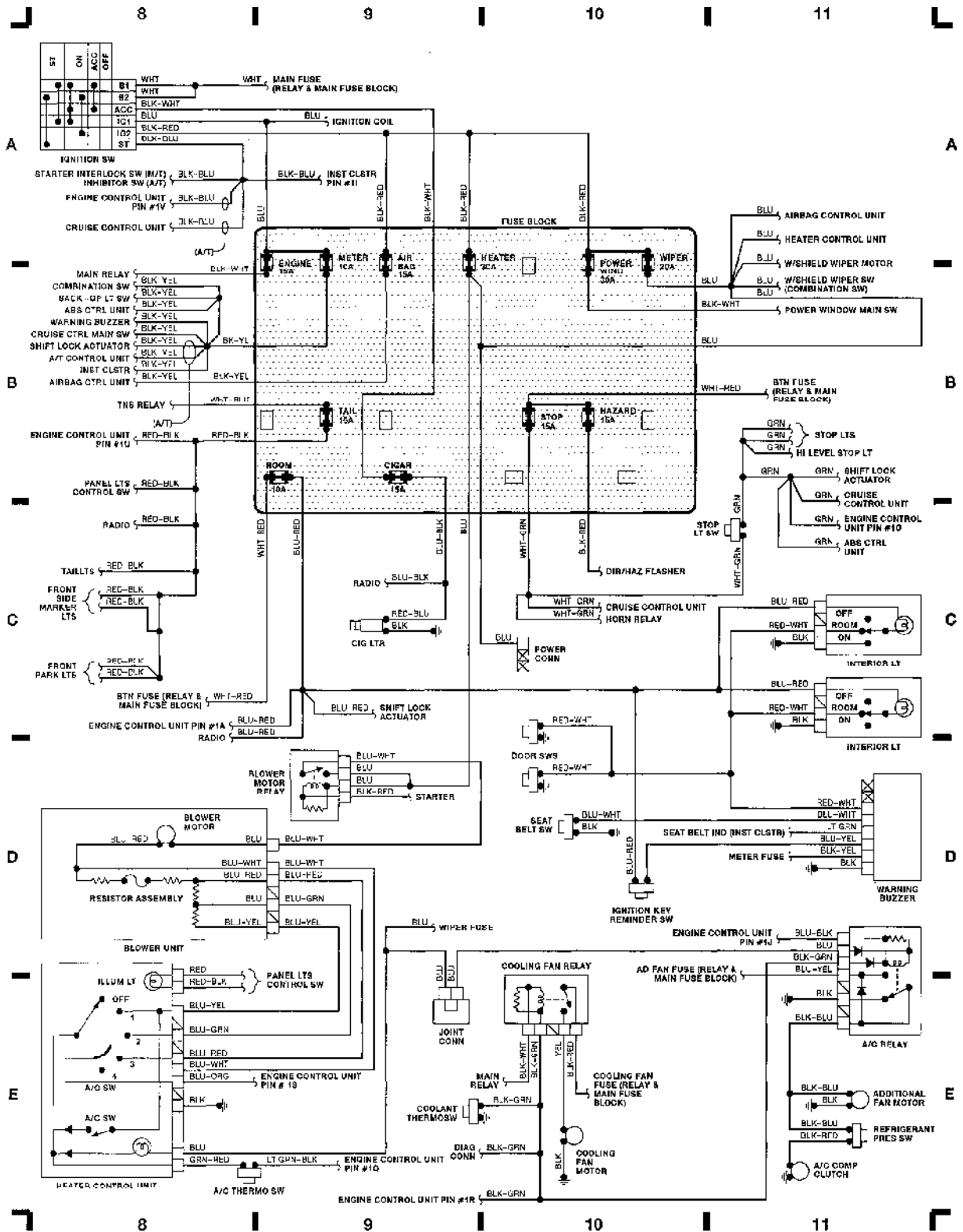


Fig. 3: Fuse Block, Heater (Grid 8-11)

WIRING DIAGRAMS
Article Text (p. 6)
 1991 Mazda Miata
 For Yorba Linda Miata
 Copyright © 1998 Mitchell Repair Information Company, LLC
 Saturday, May 10, 2003 11:20AM

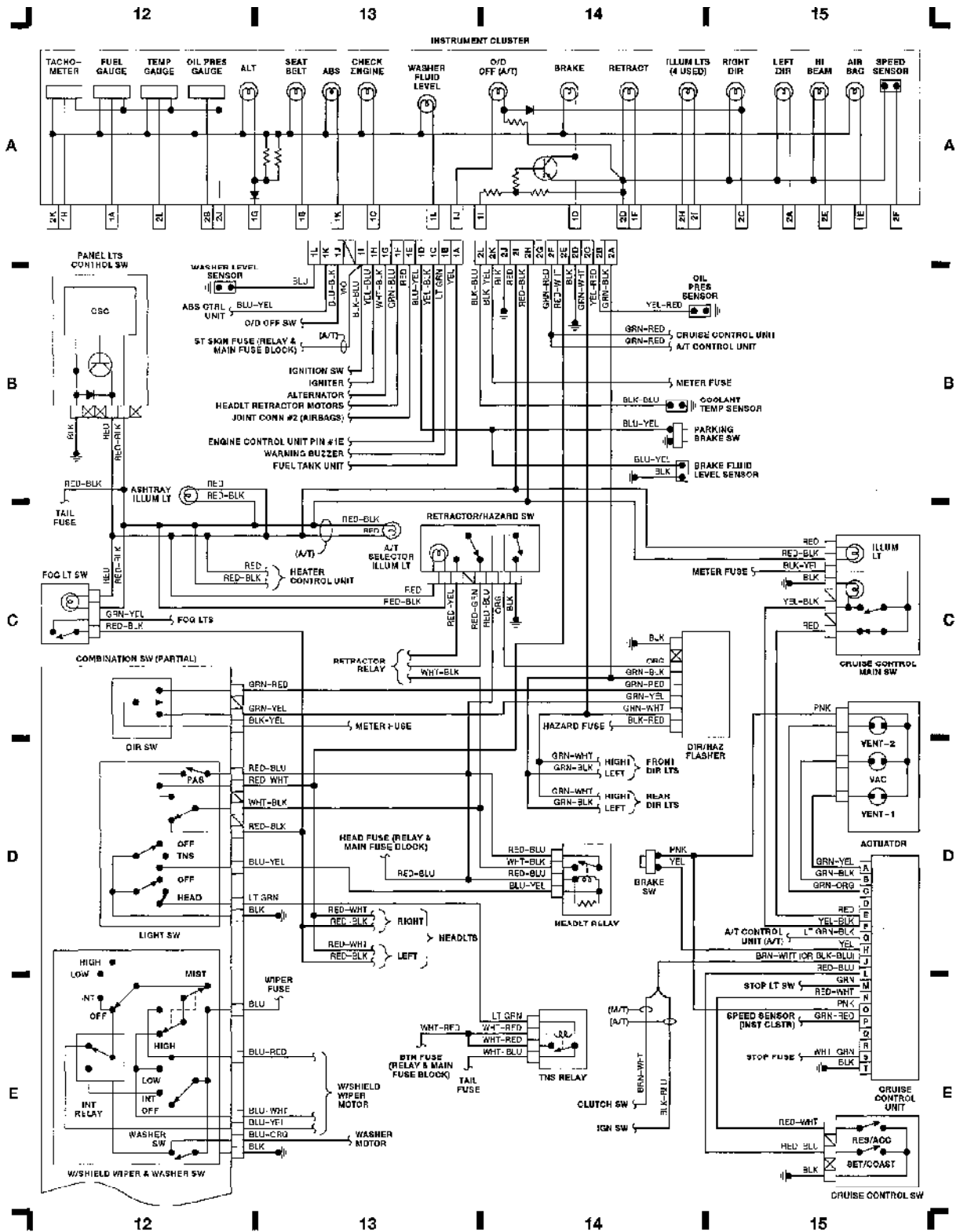


Fig. 4: Instrument Cluster, Comb Sw, Cruise Ctrl (Grid 12-15)

WIRING DIAGRAMS
Article Text (p. 7)
 1991 Mazda Miata
 For Yorba Linda Miata
 Copyright © 1998 Mitchell Repair Information Company, LLC
 Saturday, May 10, 2003 11:20AM

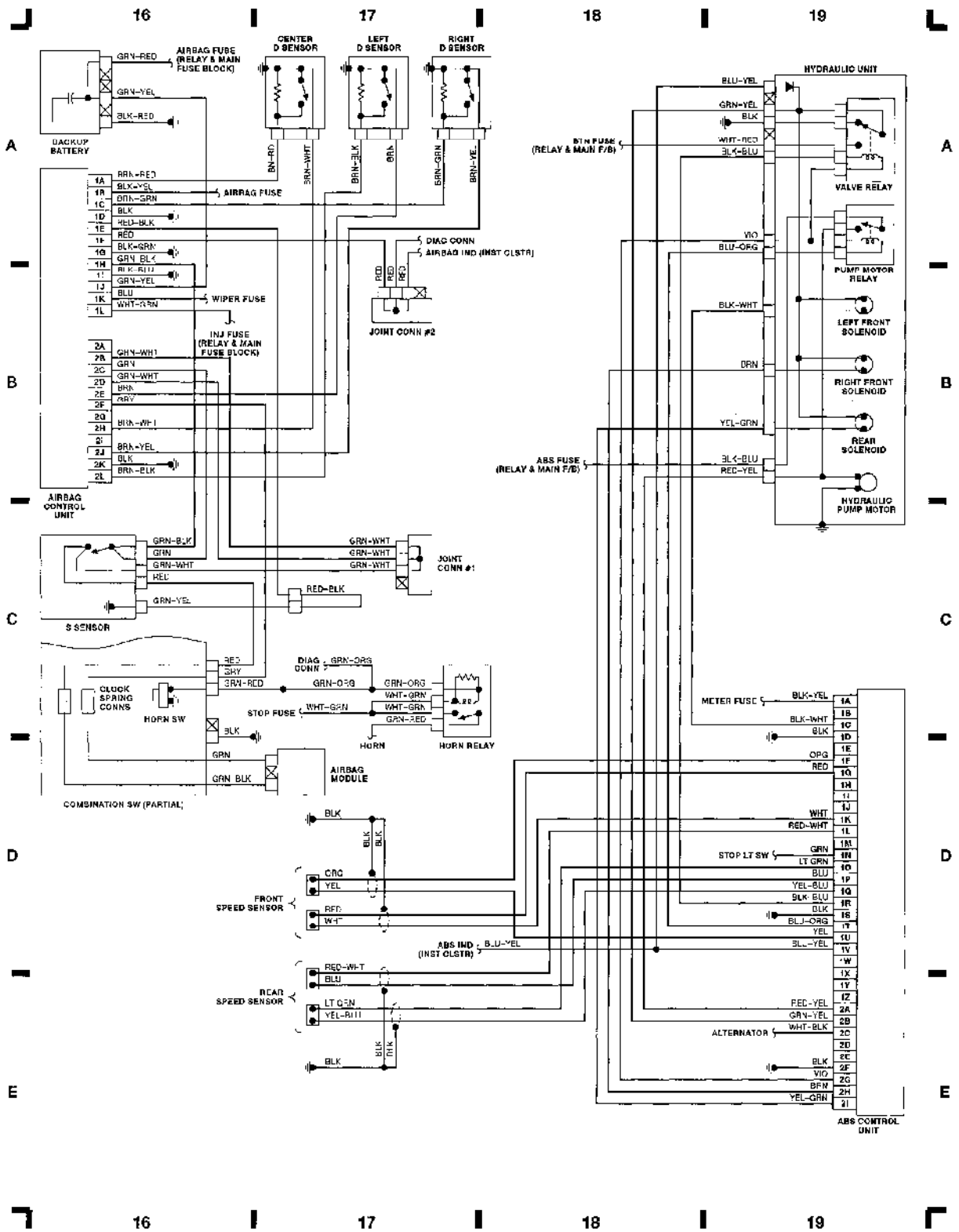


Fig. 5: ABS, Air Bag, Hydraulic Unit (Grid 16-19)

WIRING DIAGRAMS
Article Text (p. 8)
 1991 Mazda Miata
 For Yorba Linda Miata
 Copyright © 1998 Mitchell Repair Information Company, LLC
 Saturday, May 10, 2003 11:20AM

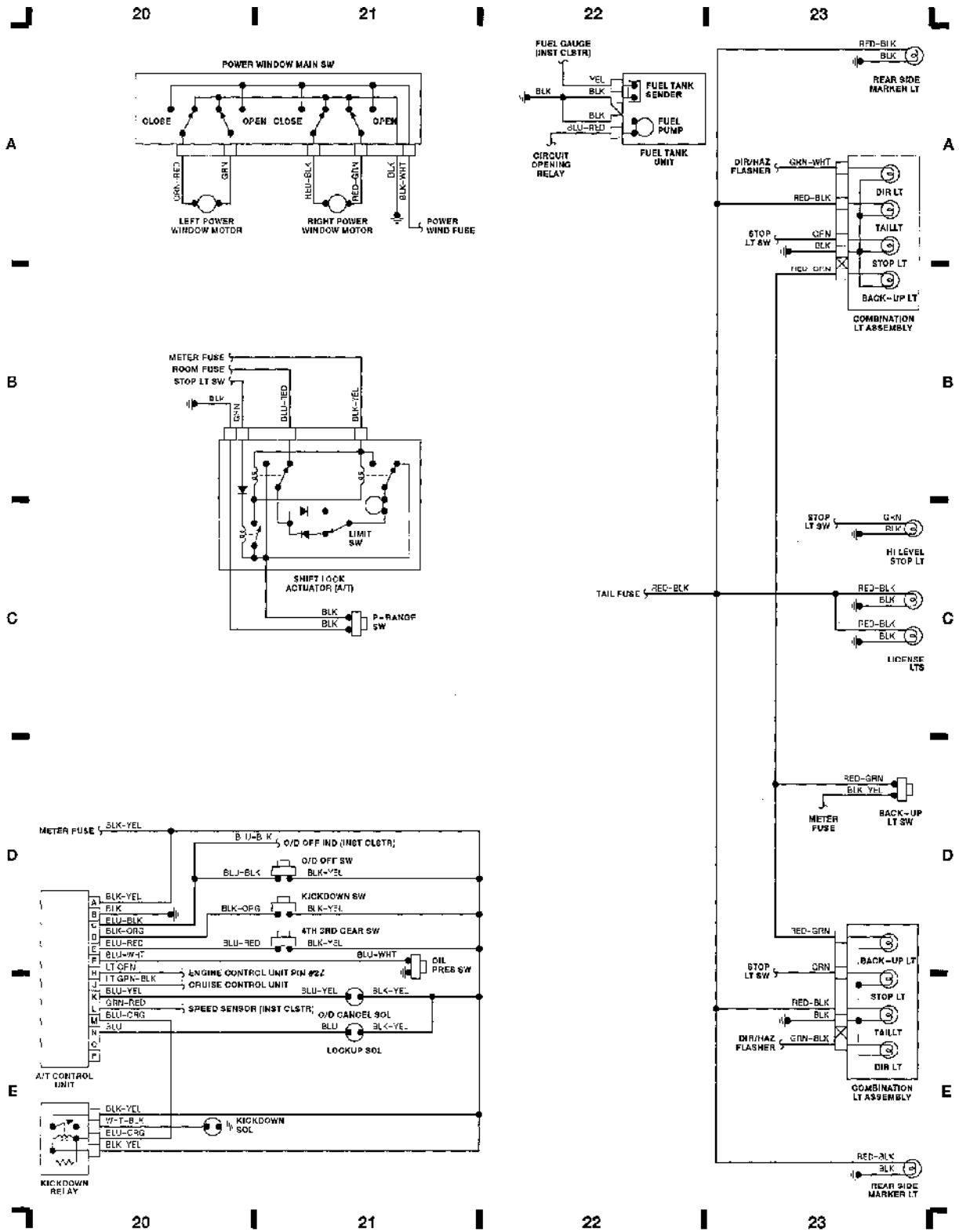


Fig. 6: Power Window, Taillights, A/T Ctrl Unit (Grid #-#)

92111773

END OF ARTICLE