

WIRING DIAGRAMS
Article Text
 1990 Mazda Miata
 For Yorba Linda Miata
 Copyright © 1998 Mitchell Repair Information Company, LLC
 Saturday, May 10, 2003 11:19AM

ARTICLE BEGINNING

1990 WIRING DIAGRAMS
 Mazda

 Miata

IDENTIFICATION

COMPONENT LOCATION MENU

COMPONENT LOCATIONS TABLE

AA

Component	Figure No. (Location)
A/C RELAY	3 (E 11)
A/C THERMO SWITCH	3 (E 8)
A/T CONTROL UNIT	4 (D-E 16)
AIR BAG CONTROL UNIT	4 (B 16)
ALTERNATOR	1 (D 3)
BACKUP BATTERY	5 (A 16)
BATTERY	1 (A 2)
BLOWER MOTOR RELAY	3 (D 9)
CIG LIGHTER	3 (C 9)
CIRCUIT OPENING RELAY	2 (C 4)
CLUTCH SWITCH M/T	2 (E 7)
COMBINATION SW	4, 5 (D 12 C 16)
COOLING FAN RELAY	3 (E 10)
CRUISE CONTROL	4 (C-E 15)
DIAG CONNECTOR	2 (B 4)
DIR/HAZ SWITCH	4 (C 14)
DOOR SWITCH	3 (C 10)
ENGINE CONTROL UNIT (ECU)	2 (A 4-7)
FOG LIGHT SWITCH	4 (C 12)
FUEL TANK UNIT	5 (A 18)
FUSE BLOCK	3 (B 9-10)
HEADLIGHT RELAY	4 (D 14)
HEADLIGHT RETRACTORS	1 (B 1, D 1)
HEATER CONTROL UNIT	3 (E 8)
HORN RELAY	5 (C 17)
IGNITER	2 (C 4)
IGNITION COIL	2 (D 4)
IGNITION SWITCH	3 (A 8)
ILLUM LIGHTS	4 (B-C 12-13)
INHIBITOR SWITCH	1 (A 3)
INSTRUMENT CLUSTER	4 (A 12-15)
JOINT CONNECTOR #2	5 (A-B 17)
MAIN RELAY	2 (E 4)
O/D OFF SWITCH	2 (E 4)
PANEL LIGHT CONTROL SWITCH	4 (B 12)
POWER WINDOW MAIN SWITCH	5 (B 18)

WIRING DIAGRAMS

Article Text (p. 2)

1990 Mazda Miata

For Yorba Linda Miata

Copyright © 1998 Mitchell Repair Information Company, LLC

Saturday, May 10, 2003 11:19AM

RADIO (PARTIAL)	4 (B 15)
RELAY & MAIN FUSE BLOCK	1 (C 3)
RETRACTOR RELAY	1 (D 2)
RETRACTOR/HAZARD SWITCH	4 (C 14)
SHIFT LOCK ACTUATOR	5 (D-E 18)
STARTER	1 (A 3)
STARTER INTERLOCK SWITCH	1 (A 3)
STOP LT SW	3 (C 11)
TNS RELAY	4 (E 14)
WARNING BUZZER	3 (D 11)
WIPER MOTOR	1 (E 3)
WASHER MOTOR	1 (E 3)
AA	

WIRING DIAGRAMS

WIRING DIAGRAMS

Article Text (p. 3)

1990 Mazda Miata

For Yorba Linda Miata

Copyright © 1998 Mitchell Repair Information Company, LLC

Saturday, May 10, 2003 11:19AM

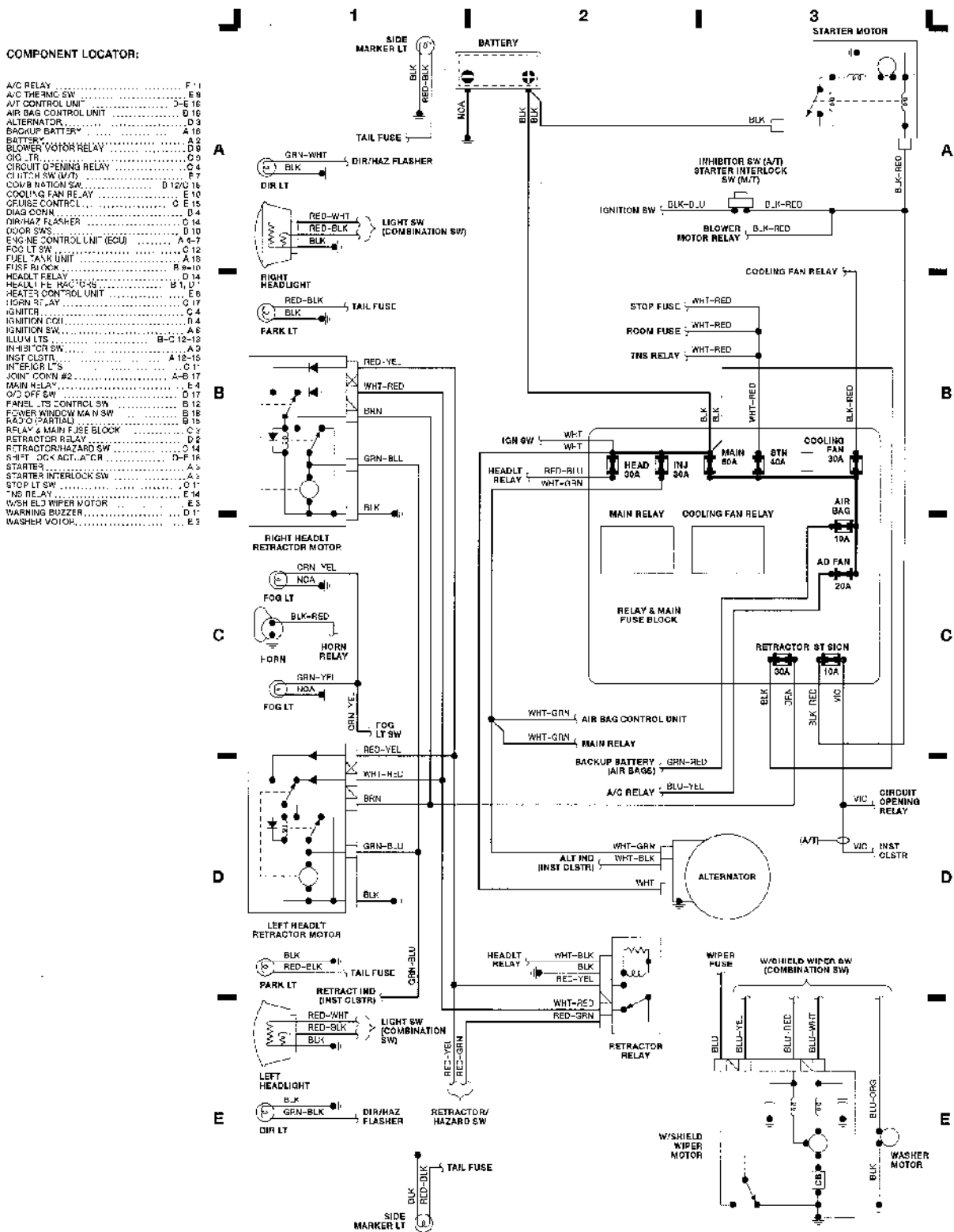


Fig. 1: Engine Compartment, Headlights (Grid 1-3)

WIRING DIAGRAMS
Article Text (p. 4)
 1990 Mazda Miata
 For Yorba Linda Miata
 Copyright © 1998 Mitchell Repair Information Company, LLC
 Saturday, May 10, 2003 11:19AM

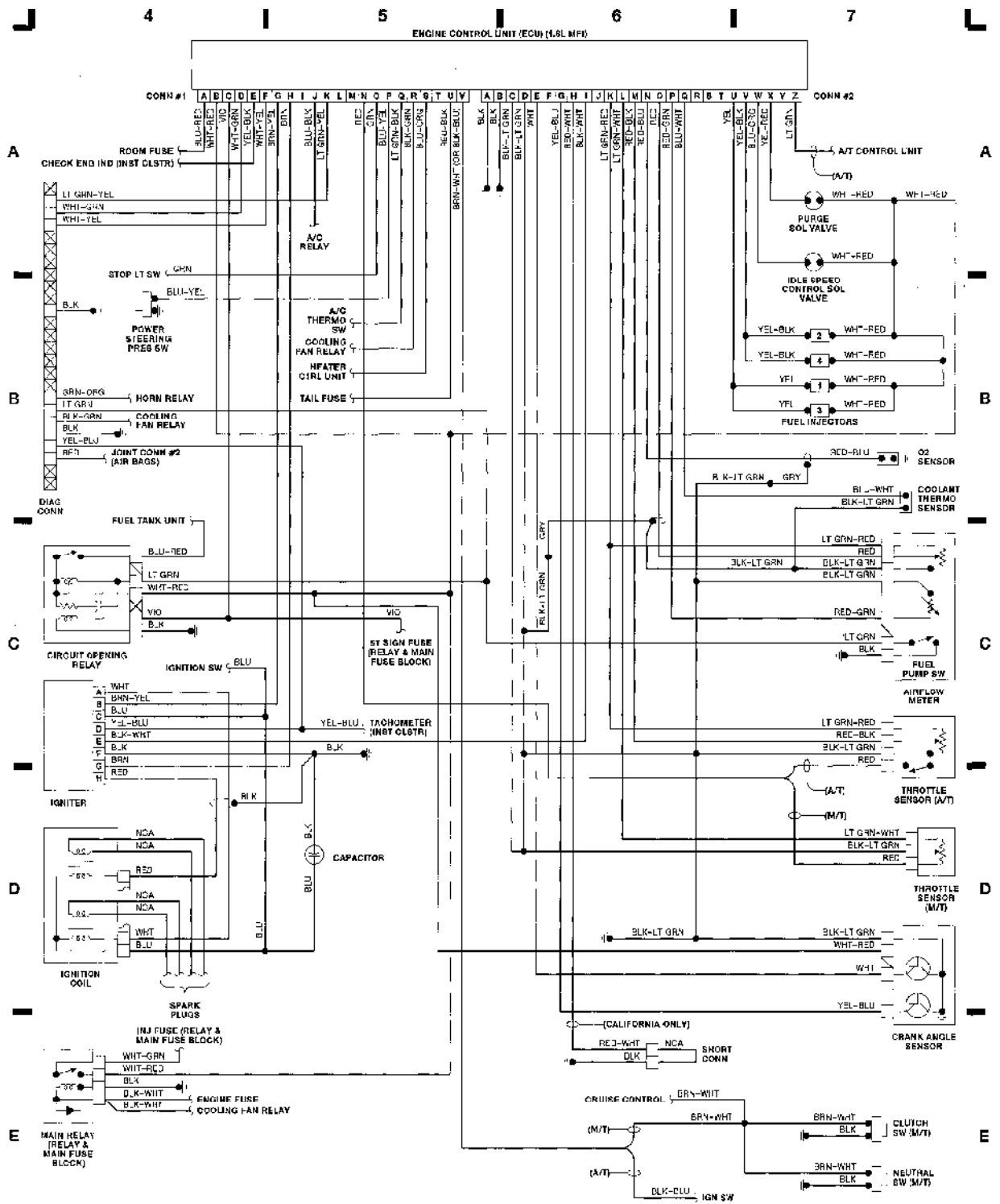


Fig. 2: Computer Engine Control (Grid 4-7)

WIRING DIAGRAMS
Article Text (p. 5)
 1990 Mazda Miata
 For Yorba Linda Miata
 Copyright © 1998 Mitchell Repair Information Company, LLC
 Saturday, May 10, 2003 11:19AM

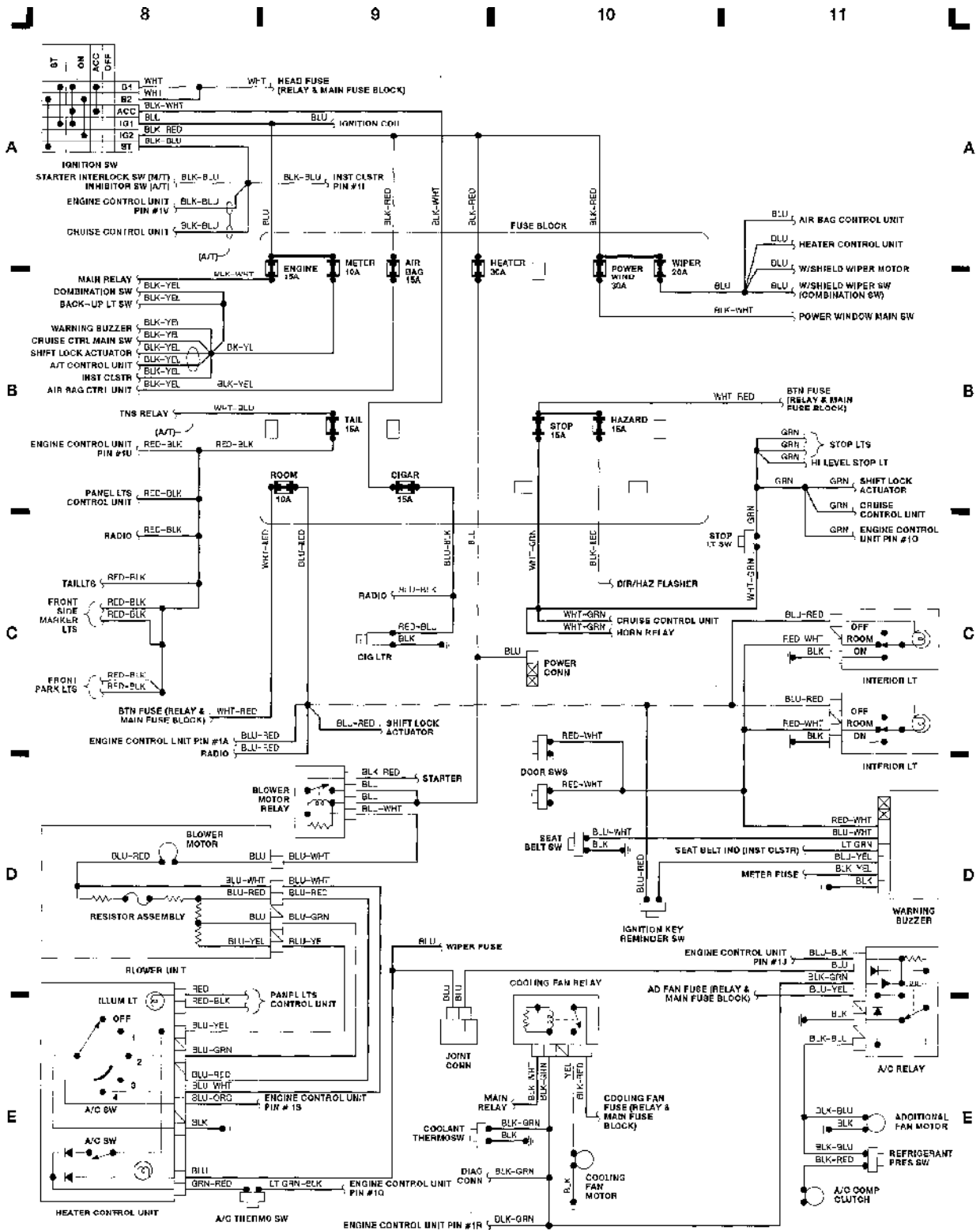


Fig. 3: Fuse Block, Heater (Grid 8-11)

WIRING DIAGRAMS
Article Text (p. 6)
 1990 Mazda Miata
 For Yorba Linda Miata
 Copyright © 1998 Mitchell Repair Information Company, LLC
 Saturday, May 10, 2003 11:19AM

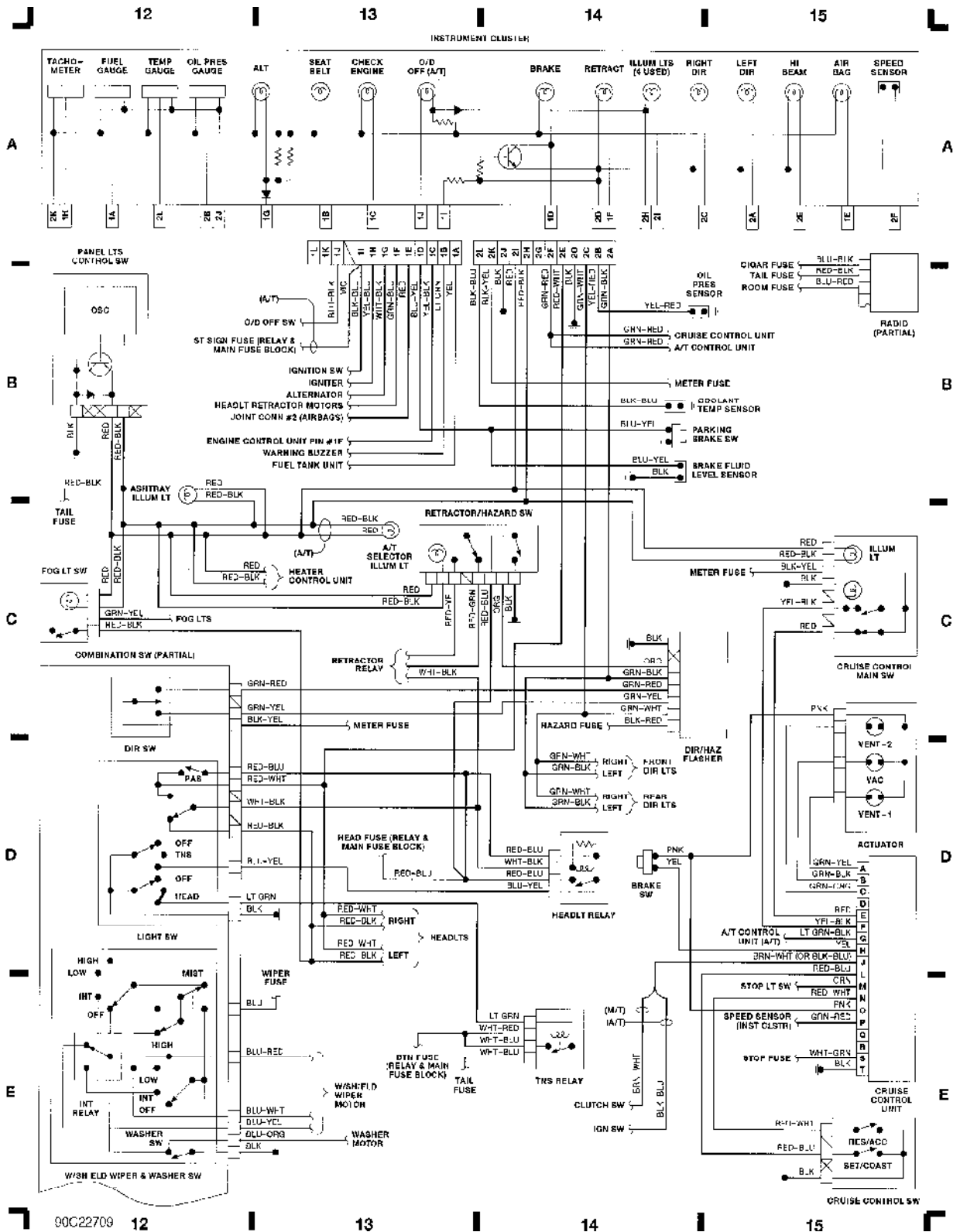


Fig. 4: Instrument Panel, Comb Switch, Cruise Control (Grid 12-15)

WIRING DIAGRAMS
Article Text (p. 7)
 1990 Mazda Miata
 For Yorba Linda Miata
 Copyright © 1998 Mitchell Repair Information Company, LLC
 Saturday, May 10, 2003 11:19AM

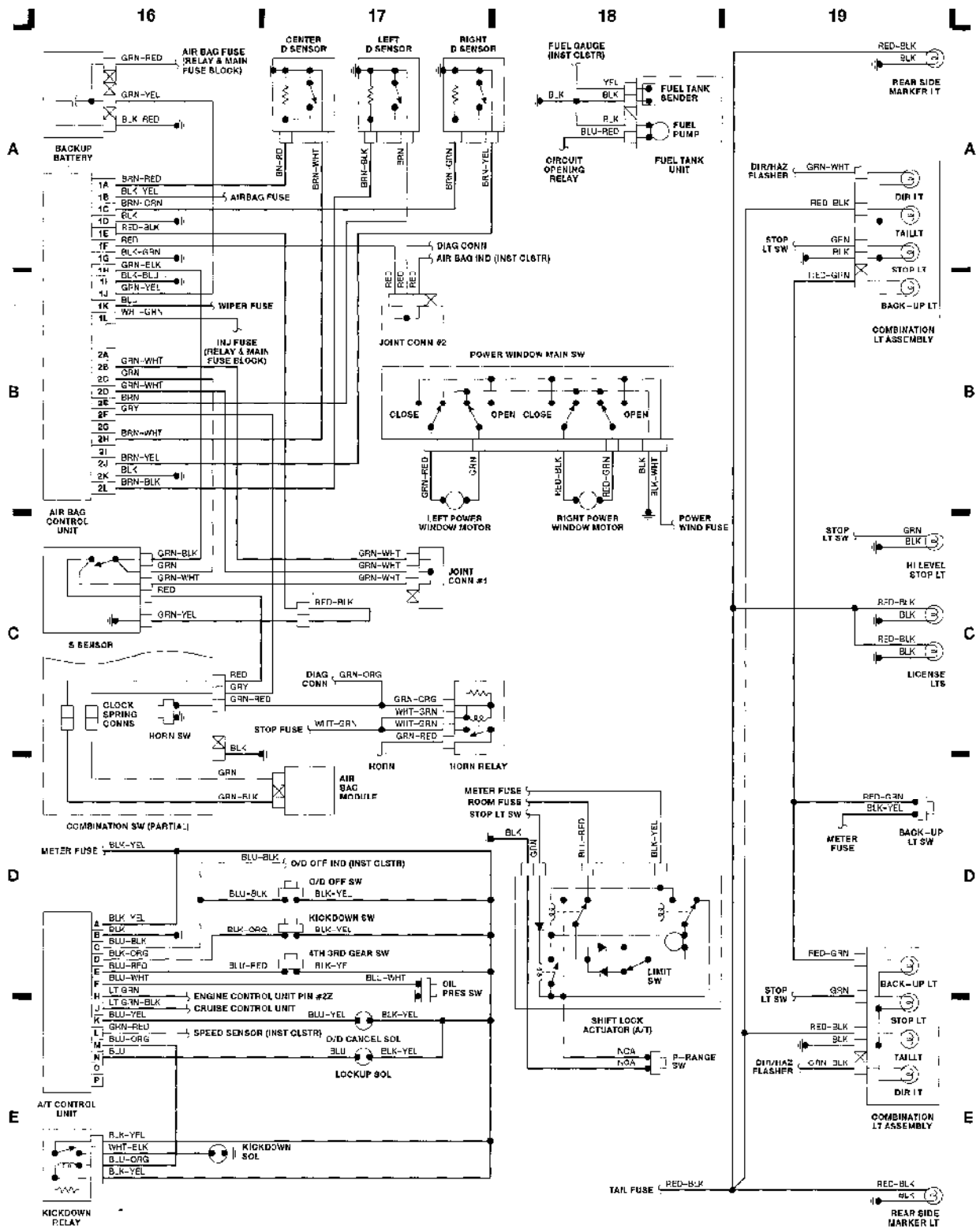


Fig. 5: Airbag, Power Window, Taillights (Grid 16-19)

END OF ARTICLE